

supertek Laboratory Glassware

Calibration Certificate

Download Guide

For Class A Individual, Batch, NABL
Certificates & Certificate of Conformity

Downloading Individual, Batch, NABL Certificate & Certificate of Conformity

Open following link in any web browser

<http://www.supertekglassware.com/certificate/>

Webpage as shown in following image will open:



- Click on the Individual / Batch / NABL / Certificate of Conformity as per your requirement.
- Pop-up should open as shown in images below




Batch Certificate

Catalogue Number

Batch Number

Batch Certificate



Individual Certificate

Catalogue Number

Individual Number

Individual Certificate

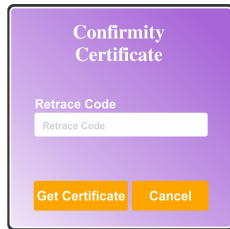


NABL Certificate

Catalogue Number

Individual Number

NABL Certificate



Confirmity Certificate

Retrace Code

Certificate of Conformity


Follow next 3 steps for downloading Individual Certificate

For Individual Certificate

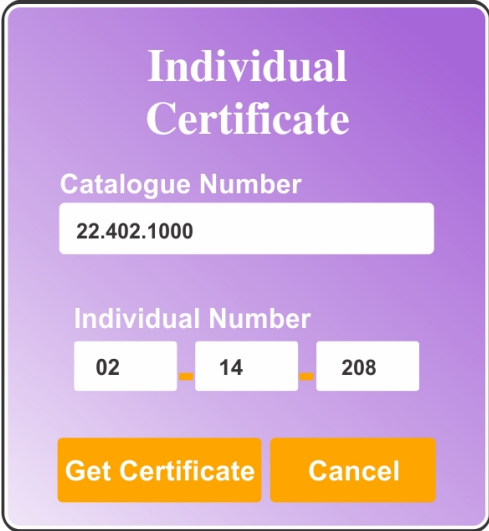
1) Enter Product Code – Source product catalog or label on the box.



2) Enter Individual number- Printed on the product itself as shown in image below.



3) Data entered should look as shown in image below.

A purple rectangular form with rounded corners and a black border. At the top, the text "Individual Certificate" is written in a large, white, serif font. Below this, the text "Catalogue Number" is written in a smaller, white, sans-serif font. Underneath, a white rectangular input field contains the text "22.402.1000". Further down, the text "Individual Number" is written in a white, sans-serif font. Below this, there are three white rectangular input fields arranged horizontally, separated by small orange dashes. The first field contains "02", the second contains "14", and the third contains "208". At the bottom of the form, there are two orange rectangular buttons with white text. The left button says "Get Certificate" and the right button says "Cancel".

Individual Certificate

Catalogue Number

22.402.1000

Individual Number

02 14 208

Get Certificate **Cancel**

Click on “Get Certificate”.

For more information or any query kindly send mail to info@supertekglassware.com

Follow next 3 steps for downloading Batch Certificate

For Batch certificate

1) Enter Product Code – Source product catalog or label on the box.



2) Enter Batch number- Printed on the product itself as shown in image below.



Batch Number- 04.17

3) Data entered should look as shown in image below.

A purple rectangular form with a black border. At the top, the text "Batch Certificate" is written in a large, white, serif font. Below this, the text "Catalogue Number" is written in a smaller, white, sans-serif font. Underneath "Catalogue Number" is a white rectangular input field containing the text "11.402.1000". Below this, the text "Batch Number" is written in a smaller, white, sans-serif font. Underneath "Batch Number" are two white rectangular input fields. The first field contains the text "04" and the second field contains the text "17". At the bottom of the form are two orange rectangular buttons. The left button contains the text "Get Certificate" in white, and the right button contains the text "Cancel" in white.

Batch Certificate

Catalogue Number

11.402.1000

Batch Number

04 17

Get Certificate **Cancel**

Click on “Get Certificate”.

For more information or any query kindly send mail to info@supertekglassware.com

Follow next 3 steps for downloading NABL Certificate

For NABL Certificate

1) Enter Product Code – Source product catalog or label on the box.




2) Enter NABL number- Printed on the product itself as shown in image below.



NABL Number
02/14/2018

3) Data entered should look as shown in image below.



NABL Certificate

Catalogue Number

22.402.1000

Individual Number

02 - 14 - 208

Get Certificate **Cancel**

Click on “Get Certificate”.

For more information or any query kindly send mail to info@supertekglassware.com

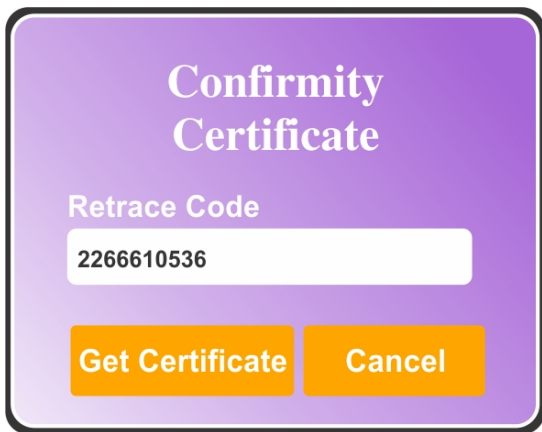
Follow the mentioned step for downloading Certificate of Conformity

For Certificate of Conformity

1) Enter Retrace Code – Printed on the product itself as shown in image below.



2) Data entered should look as shown in image below.



**Confirmity
Certificate**

Retrace Code

2266610536

Get Certificate **Cancel**

Click on “Get Certificate”.

*For more information or any query kindly send mail to
info@supertekglassware.com*